

Employer Standards for Careers Education

Multi-site dashboard user guide

(This guidance is for a user who has completed a self-assessment themselves and also wants to view self-assessments from other colleagues in their organisation).



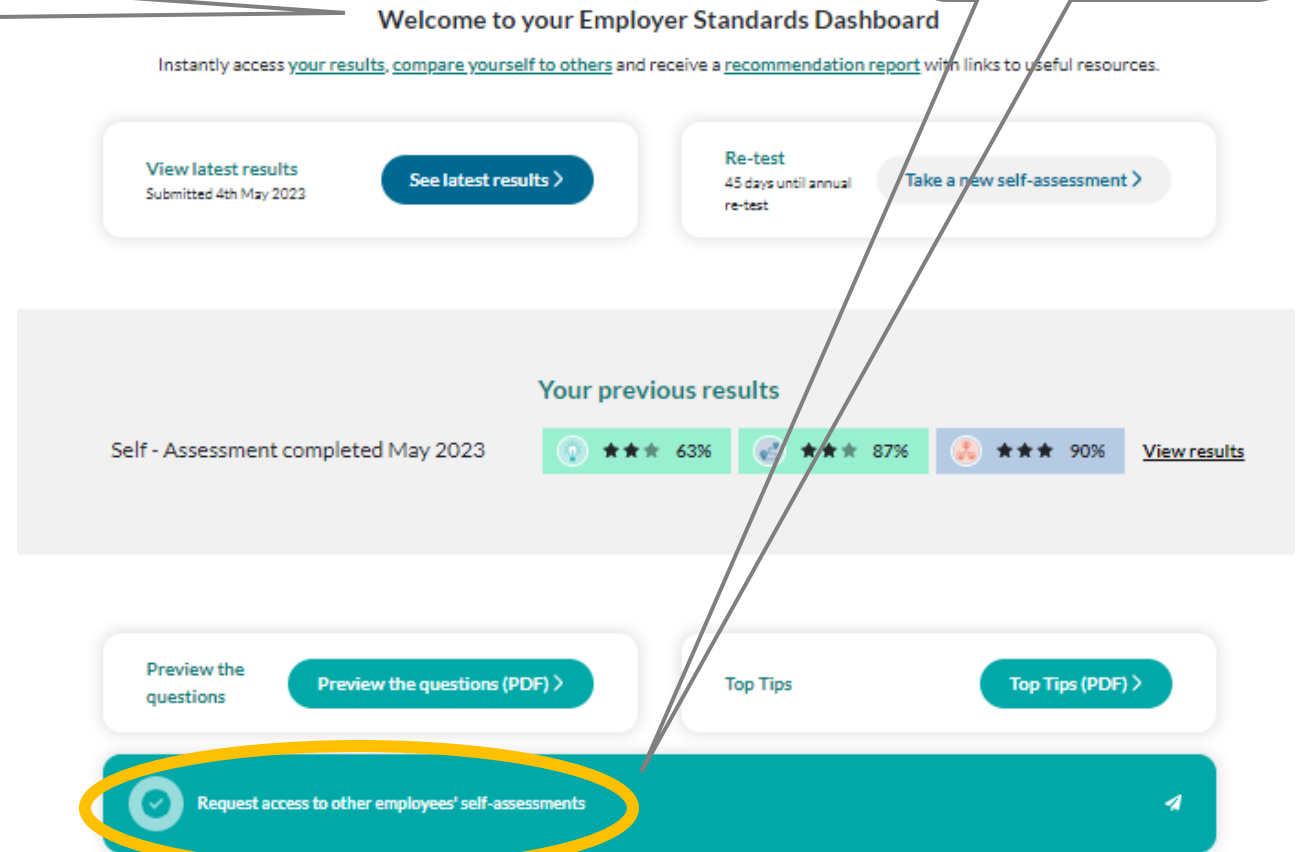
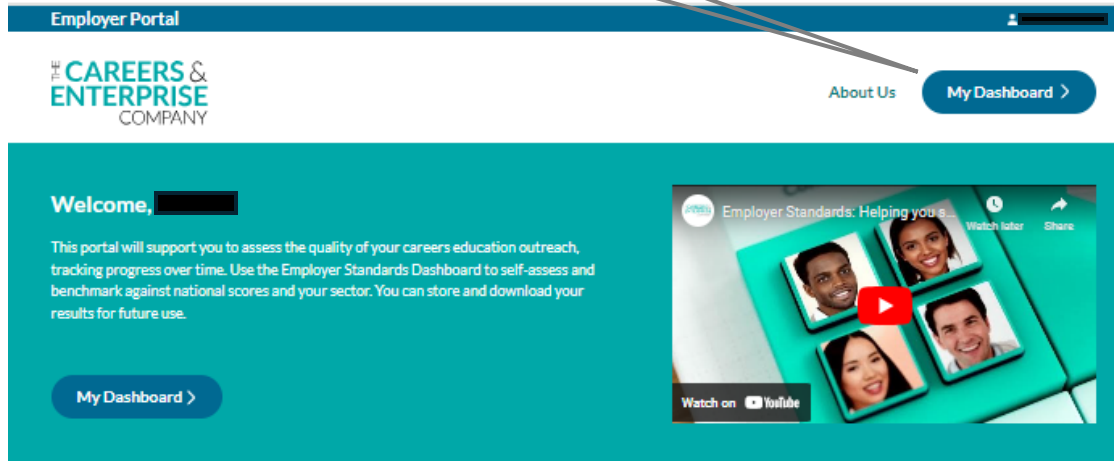
Accessing colleagues' results

In order to use the multi-site view, you must first be approved for access to other colleagues' self-assessments. You can request access via your Employer Standards portal dashboard.

1. When you log into the portal, click here.

2. You'll be taken to a page like this.

3. Then you need to request access.



We provide an easy to use online tool, that allows employers to identify, compare and improve engagement and performance against the [9 Employer Standards](#)



Accessing the multi-site dashboard

Once you are approved to view self-assessments from other sites/depts you will see a new option appear here.

Click on this to go to your multi-site view

The screenshot shows the 'Employer Portal' header with a user profile icon. Below the header is the logo for 'THE CAREERS & ENTERPRISE COMPANY'. To the right of the logo are links for 'About Us', 'My Sites/Departments' (highlighted with a yellow circle), and 'My Dashboard >'. The main content area features a 'Welcome' message to a user, followed by a paragraph explaining the portal's purpose: 'This portal will support you to assess the quality of your careers education outreach, tracking progress over time. Use the Employer Standards Dashboard to self-assess and benchmark against national scores and your sector. You can store and download your results for future use.' Below this text is a 'My Dashboard >' button. To the right is a video player titled 'Employer Standards: Helping you s...' with a red play button, 'Watch later', and 'Share' options. The video player also includes a 'Watch on YouTube' button.

We provide an easy to use online tool, that allows employers to identify, compare and improve engagement and performance against the [9 Employer Standards](#)



Multi-site view

This view provides an overview of any sites or departments who have used the self-assessment (it will show their latest results only).

You can view results by either pillar (Inspire/Prepare/Collaborate) or by Standard (1-9) allowing comparisons to be made and best practice identified and shared within your organisation.

Compare My Sites/Departments


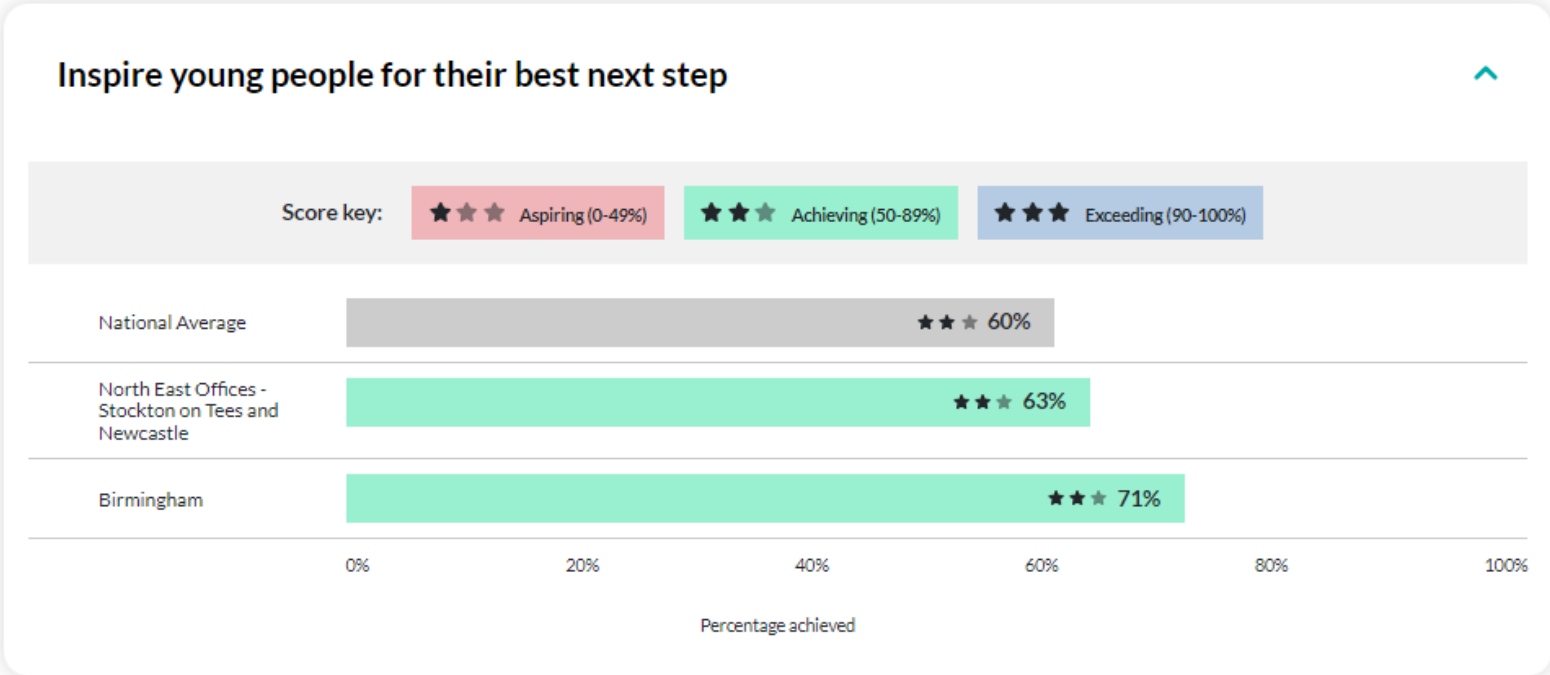
Compare self-assessment results for your sites/departments against each other and the national average.

Select sites to compare

× Birmingham × North East Offices - Stockton on Tees and Newcastle

Select data to compare

Employer Standard Pillars



Multi-site view cont...

The multi-site view also allows you to see what types of encounters and experiences are delivered, either in-person or virtually, across your sites/depts.

The national averages show what proportion of employers deliver these types of activities.

Compare My Sites/Departments

Compare self-assessment results for your sites/departments against each other and the national average.

Select sites to compare

Select data to compare

Types of experiences delivered - in-person

	Workplace visits	Job shadowing	Short work experience (less than 1 week)	Short work experience (1-2 week block)	Work experience (over a longer period e.g., 1 day per month for 6 months)	Longer Placements (T Level Industry Placements for 16-19 year olds)	Longer Placements (Other industry placements for 16-19 year olds)	Volunteer opportunities
National Average	74%	42%	64%	66%	6%	26%	26%	38%
North East Offices - Stockton on Tees and Newcastle	✓	✓	✓	✓	✗	✗	✓	✓
Birmingham	✓	✗	✗	✓	✗	✗	✓	✓

Need help? Something to share?

For questions or feedback, contact
employerstandards@careersandenterprise.co.uk